

Monthly Statistics January 2025

(non-IFRS, preliminary, non-audited)

In January, approx. 60,300 new Customer Accounts were opened at flatexDEGIRO, bringing the total customer base to 3.129 million.

Assets under Custody amounted to EUR 77.36 billion at the end of the month, including EUR 73.17 billion of Securities and EUR 4.19 billion of Cash deposits.

The Margin Loan Book amounted to EUR 1.18 billion.

flatexDEGIRO customers settled 6.29 million transactions, with 71% of all transactions relating to Cash Products (Stocks, Bonds, etc.).

flatexDEGIRO
Monthly Statistics January 2025
(non-IFRS, preliminary, unaudited)

		Dec 24	Jan 25	Change M/M	Jan 24	Change Y/Y
Customer Accounts						
Customer accounts end of month	in m	3.072	3.129	2%	2.739	14%
New customer accounts	in k	44.8	60.3	35%	44.1	37%
Assets Under Custody (AUC)						
Total AUC	in EUR bn	71.52	77.36	8%	52.79	47%
- thereof Securities	in EUR bn	67.25	73.17	9%	49.36	48%
- thereof Cash	in EUR bn	4.27	4.19	-2%	3.43	22%
Margin Loan Book	in EUR bn	1.17	1.18	1%	0.94	25%
Trading						
Trading Days*		18	20	11%	21	-5%
Settled Transactions	in m	5.47	6.29	15%	5.41	16%
Share of Cash Products (Stocks, Bonds, etc)		70%	71%	1%	72%	-2%
Share of ETF & Funds		23%	21%	-10%	19%	6%
Daily Average Revenue Trades (DARTs)	in m	0.304	0.314	3%	0.258	22%

* excluding days on which exchanges in DE/NL/US are closed

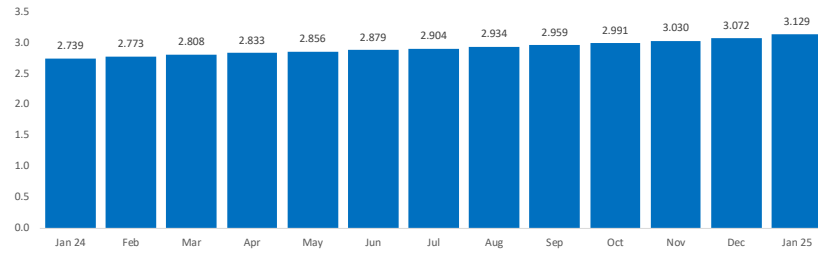
For further information, please contact

Achim Schreck
Head of IR & Corporate Communications
+49 160 9277450
achim.schreck@flatexdegiro.com

Laura Hecker
Investor Relations
+49 160 3064404
laura.hecker@flatexdegiro.com

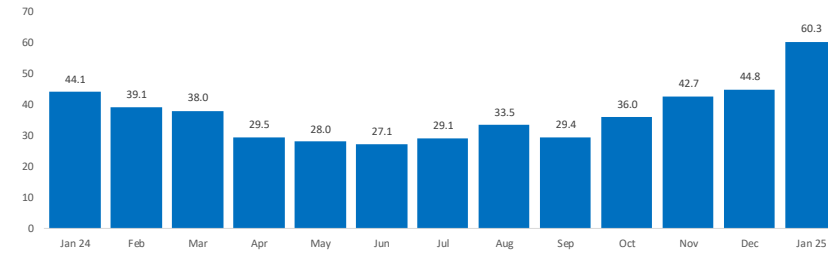
Customer Accounts (end of month)
in millions

M/M Change 56.4 k
Y/Y Change 389.6 k



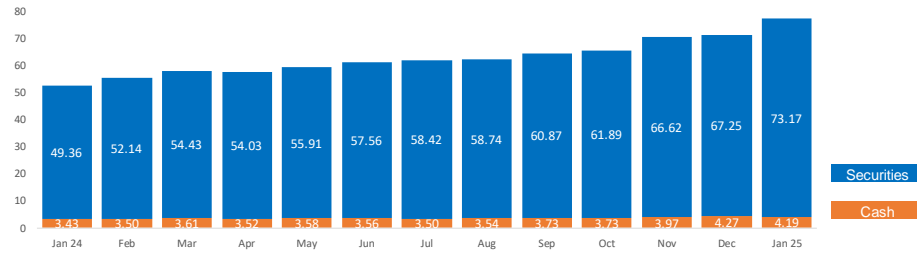
New customer accounts
in thousands

Month 60.3 k
LTM 437.6 k



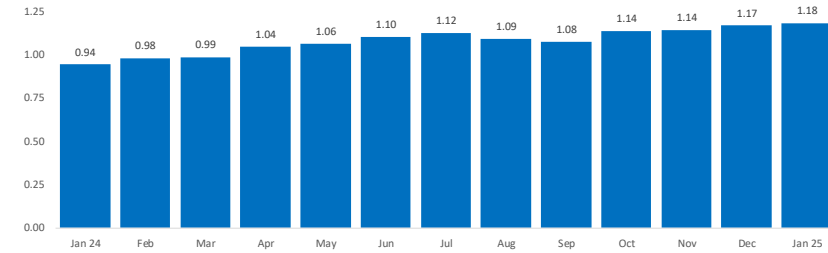
Assets under Custody
in EUR billion

LTM growth 24.6 bn EUR
LTM growth rate 47 %



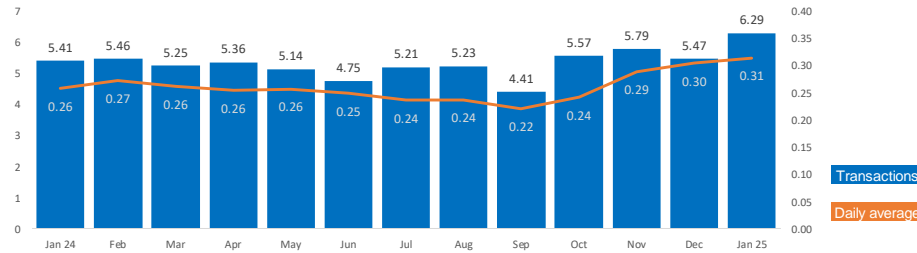
Margin Loan Book
in EUR billion

LTM growth 239 m EUR
LTM growth rate 25 %

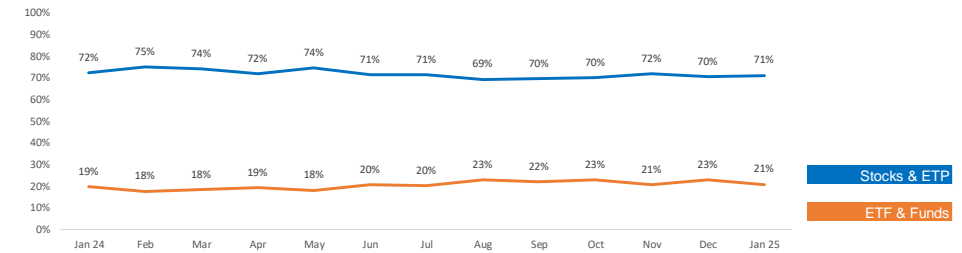


Transactions
in millions

M/M Change 15 %
Y/Y Change 16 %



Share of transactions by product type
in % of total transactions



non-IFRS, preliminary, unaudited

* delta to 100% due to other products such as Options, Futures and CFDs

flatexDEGIRO
 Monthly Statistics for January 2025
 (non-IFRS, preliminary, unaudited)

		2024/2025		Change	Last 13 Months													Change
		Dec	Jan	Month-on-Month	Jan 24	Feb	Mar	Apr	May	Jun	Jul	Aug	Sep	Oct	Nov	Dec	Jan 25	Year-on-Year
Customer Accounts																		
Customer accounts end of month	in m	3.072	3.129	2%	2.739	2.773	2.808	2.833	2.856	2.879	2.904	2.934	2.959	2.991	3.030	3.072	3.129	14%
New customer accounts	in k	44.8	60.3	35%	44.1	39.1	38.0	29.5	28.0	27.1	29.1	33.5	29.4	36.0	42.7	44.8	60.3	37%
Assets Under Custody (AUC)																		
Total AUC	in EUR bn	71.52	77.36	8%	52.79	55.64	58.04	57.55	59.48	61.11	61.91	62.28	64.60	65.62	70.59	71.52	77.36	47%
- thereof Securities	in EUR bn	67.25	73.17	9%	49.36	52.14	54.43	54.03	55.91	57.56	58.42	58.74	60.87	61.89	66.62	67.25	73.17	48%
- thereof Cash	in EUR bn	4.27	4.19	-2%	3.43	3.50	3.61	3.52	3.58	3.56	3.50	3.54	3.73	3.73	3.97	4.27	4.19	22%
Margin Loan Book	in EUR bn	1.17	1.18	1%	0.94	0.98	0.99	1.04	1.06	1.10	1.12	1.09	1.08	1.14	1.14	1.17	1.18	25%
Trading																		
Trading Days*		18	20	11%	21	20	20	21	20	19	22	22	20	23	20	18	20	-5%
Settled Transactions	in m	5.47	6.29	15%	5.41	5.46	5.25	5.36	5.14	4.75	5.21	5.23	4.41	5.57	5.79	5.47	6.29	16%
Share of Cash Products (Stocks, Bonds, etc)		70%	71%	1%	72%	75%	74%	72%	74%	71%	71%	69%	70%	70%	72%	70%	71%	-2%
Share of ETF & Funds		23%	21%	-10%	19%	18%	18%	19%	18%	20%	20%	23%	22%	23%	21%	23%	21%	6%
Daily Average Revenue Trades (DARTs)	in m	0.304	0.314	3%	0.258	0.273	0.263	0.255	0.257	0.250	0.237	0.238	0.221	0.242	0.289	0.304	0.314	22%

* excluding days on which exchanges in DE/NL/US are closed