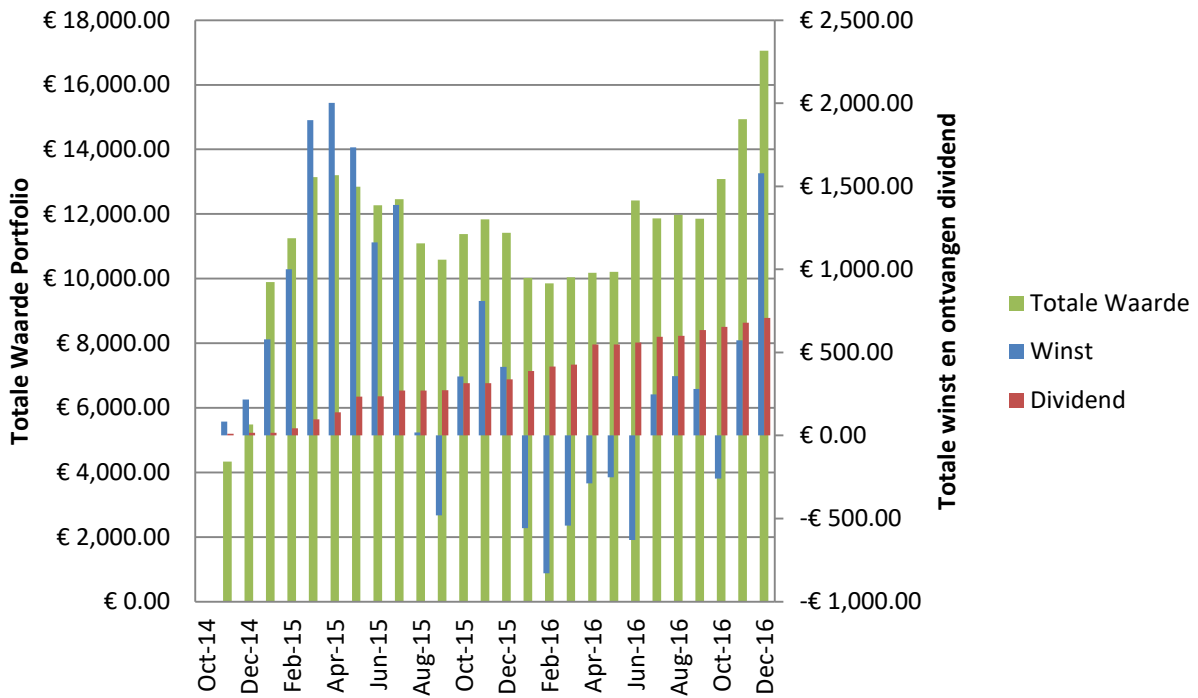
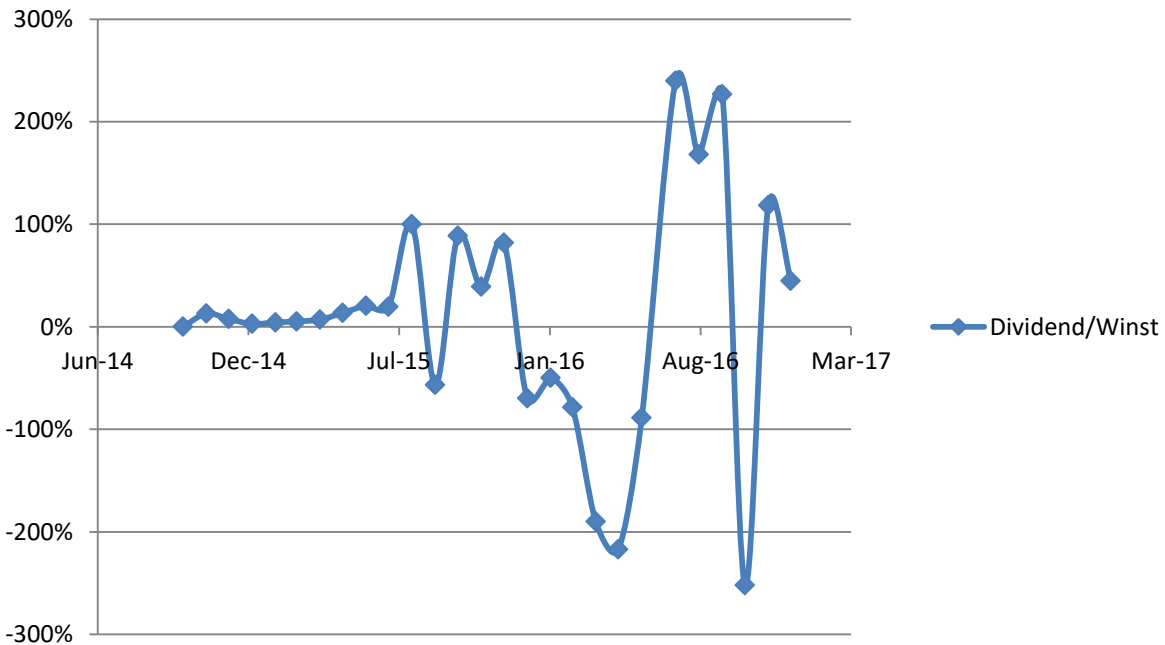


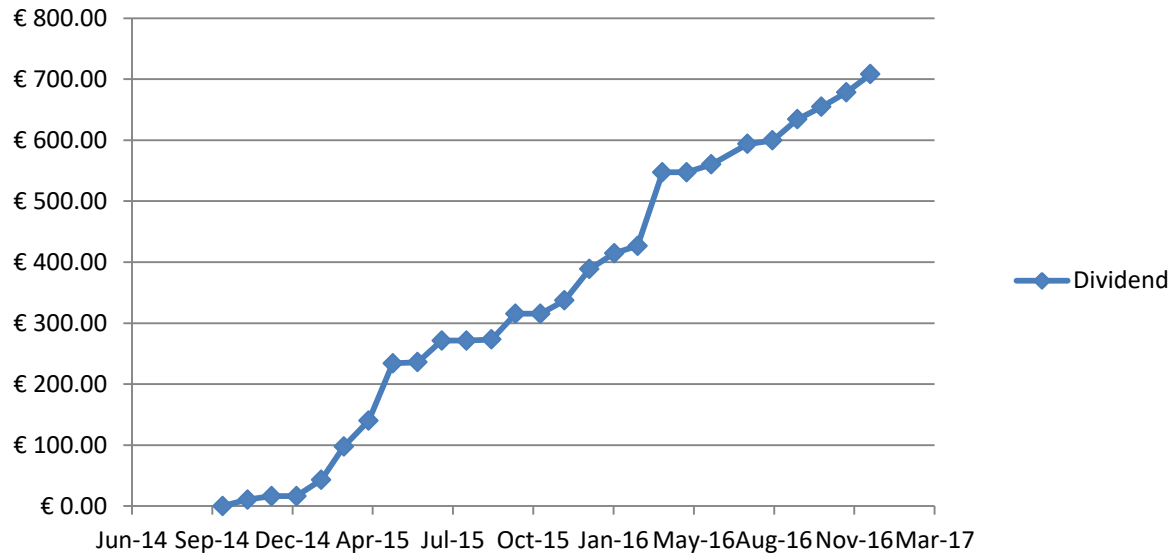
## Bluechip Portfolio



## Totaal Dividend/Totale Winst



## Totaal Dividend Ontvangen



Aandeel	Aanschafprijs	Aantal	His-waarde	Koers	Waarde	Dividend	Rendement
BASF	€ 69.35	14	€ 970.90	€ 87.52	€ 1,225.28	€ 58.75	32.25%
Bayer	€ 103.61	14	€ 1,450.54	€ 102.40	€ 1,433.60	€ 37.37	1.41%
Emerson Electric	€ 48.84	21	€ 1,025.64	€ 53.26	€ 1,118.52	€ 46.17	13.56%
General Electric	€ 22.03	44	€ 969.32	€ 29.85	€ 1,313.48	€ 54.80	41.16%
GlaxoSmithKline	€ 17.27	60	€ 1,036.20	€ 18.49	€ 1,109.31	€ 124.11	19.03%
HSBC	€ 7.51	132	€ 991.32	€ 7.81	€ 1,031.06	€ 137.21	17.85%
Siemens	€ 94.64	11	€ 1,041.04	€ 115.95	€ 1,275.45	€ 55.08	27.81%
Verkochte stukken			€ 0.00		-€ 462.94	€ 103.98	n.v.t.
Volkswagen	€ 171.00	6	€ 1,026.00	€ 139.00	€ 834.00	€ 22.22	-16.55%
Gilead	€ 77.26	12	€ 927.12	€ 71.29	€ 855.49	€ 28.54	-4.65%
LyondellBasell Industries NV -A-	€ 65.43	14	€ 916.02	€ 83.32	€ 1,166.51	€ 21.77	29.72%
Abbott labs	€ 34.00	29	€ 986.00	€ 38.55	€ 1,117.93	€ 11.73	14.57%
Akzo Nobel	€ 53.49	13	€ 695.37	€ 59.80	€ 777.40	€ 4.81	12.49%
Cardinal Health	€ 68.65	15	€ 1,029.81	€ 71.18	€ 1,067.66	€ 0.00	3.68%
Boskalis	€ 29.16	18	€ 524.80	€ 33.24	€ 598.32	€ 0.00	14.01%
Omega Healthcare Investors	€ 27.61	19	€ 524.58	€ 30.87	€ 586.56	€ 0.00	11.82%
Long-Term corp bond fund	€ 83.29	6	€ 499.76	€ 85.07	€ 510.42	€ 1.70	2.47%
VF Corp	€ 52.61	14	€ 736.47	€ 50.25	€ 703.50	€ 0.00	-4.48%
Teva	€ 34.80	24	€ 835.23	€ 33.13	€ 795.09	€ 0.00	-4.81%
<b>Totaal</b>			€ 16,186.12		€ 17,056.64	€ 708.24	9.75%
Winst Euro's	€ 1,578.76						